



RTRYVA - Retractable Fibre System



External



Internal

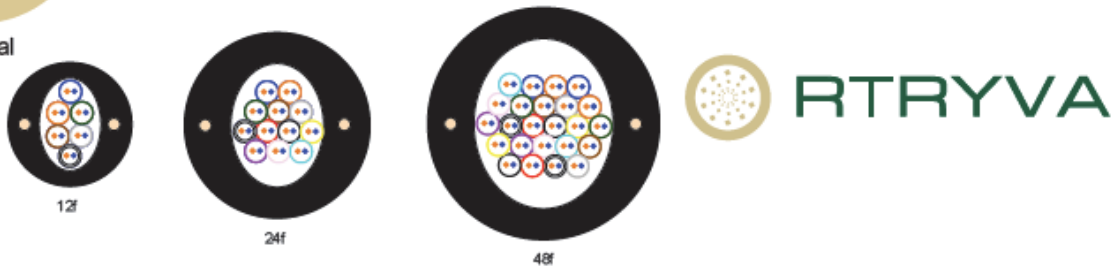
RTRYVA

The Emtelle **RTRYVA** product range is available for installation in Direct Buried applications and for Indoor applications. These products are small and lightweight and can be supplied with 12, 24 or 48 fibre tubes within the duct. Each fibre tube can have 2 or 4 fibres.

The **RTRYVA** products can be window cut at the customer drop location, a fibre tube retracted, then pushed / pulled into an Emtelle drop tube, to the customer's premises.

Our RTRYVA MDU for internal use is manufactured out of LFH material giving excellent performance in a fire scenario.

Please contact us on info@emtelle.com for more information.

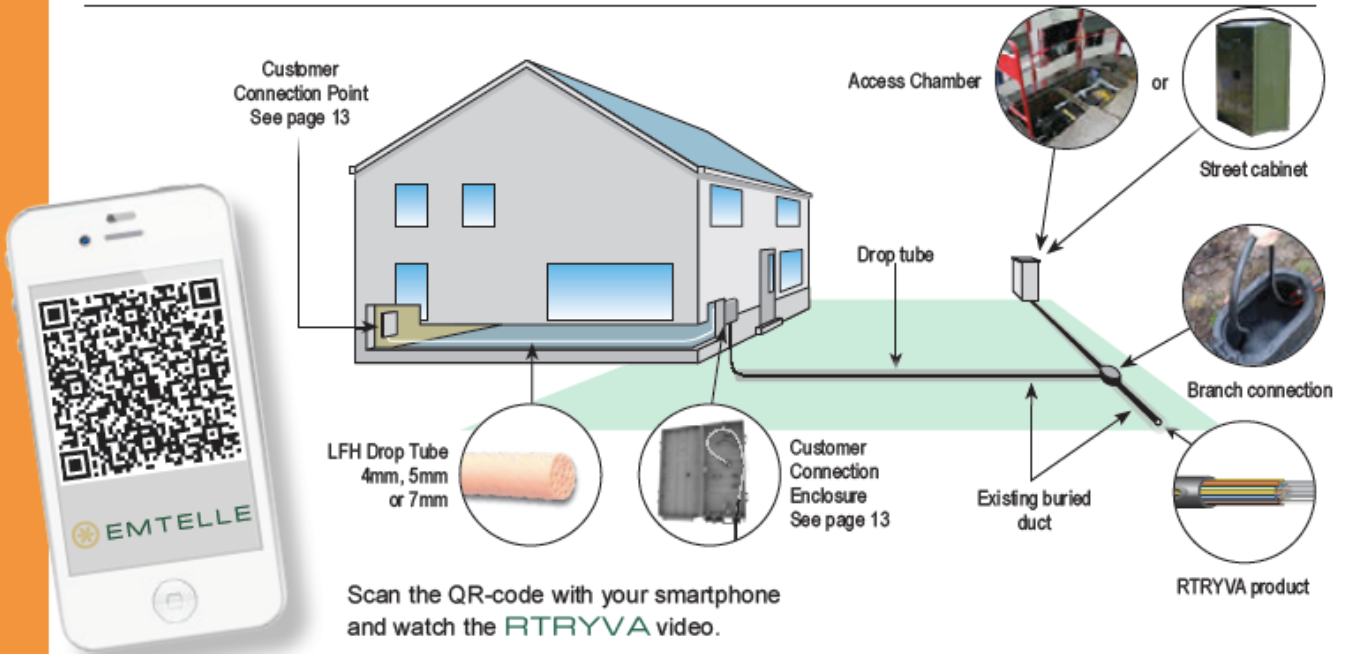


Product Code	Description	Supply Length	Fibre type	No. fibres	Drum Type	Material	Spec Ref.
63129	RTRYVA 15/9mm	2500M	G657A2	12x 2FU	1.4D	HDPE	CP2053
62664	RTRYVA 15/9mm	2500M	G657A2	24x 2FU	1.4D	HDPE	CP1954
63131	RTRYVA 15/9mm	2000M	G657A2	48x 2FU	1.4D	HDPE	CP2509

RTRYVA MDU

63280	RTRYVA 8/5mm	2020M	G657A2	12x 2FU	1.4D	PEFR	CP3157
63281	RTRYVA 15/9mm	2020M	G657A2	24x 2FU	1.4D	PEFR	CP1955
63256	RTRYVA 15/9mm	2020M	G657A2	48x 2FU	1.4D	PEFR	CP1955

Install scenario



Scan the QR-code with your smartphone and watch the **RTRYVA** video.