

# Distribution Boxes

for 20, 50 and 100 Pairs

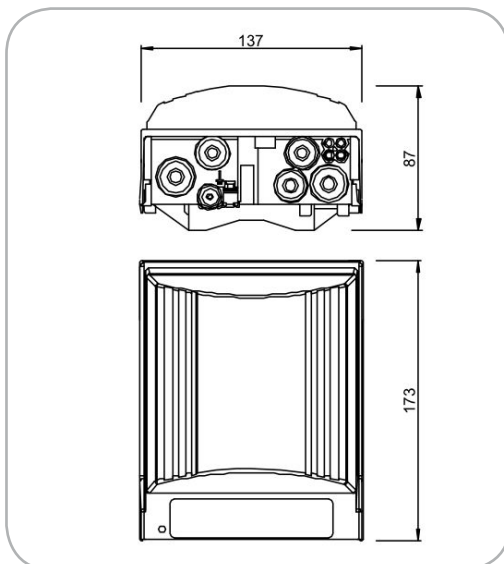
## Description

The distribution boxes serve as a connection and branching box for indoor and outdoor use. They accommodate LSA-PLUS® Series 2 backmount frame modules and LSA PROFIL modules, with or without overvoltage protection.

## Distribution Box for up to 20 Pairs



Shown with IDC modules (ordered separately)



Dimensions, in mm

## Features and Benefits

- Housing with hinged cover (opening approximately 110°)
- Space for owner's label on the cover (approximately 24 mm x 100 mm)
- Space for additional label on the cover (approximately 65 mm x 100 mm)
- Cable entry:
  - 2 for cable up to Ø 15 mm
  - 3 for cable up to Ø 12 mm
  - 1 for cable up to Ø 9 mm (for earth connection)
- Backmount frame for 2 LSA-PLUS® 10-pair connection modules
- Prepared for overvoltage protection
- Earth wire up to Ø 4 mm possible
- Sheath grounding clamp
- Locking optional

## Installation

- Prepared for mounting on wall or pole (wood, metal or concrete)
- No additional pole mounting kit necessary

## Product Specifications

Material

Housing: ABS, black

Cover: ASA or fiberglass reinforced polyester, grey

Grommets: Polyethylene, black

Backmount frame: Stainless steel

Screws: Stainless steel

Earthing: Brass, nickel plated and stainless steel

Protection class: IP 54  
(optional IP 64 with sealing)

TECHNICAL DATA



## Technical Assistance

Europe & Middle East • +32 2 712 6542 • [euro.tac@adckrone.com](mailto:euro.tac@adckrone.com)  
United Kingdom • 0800 960236 • [contactuk@adckrone.com](mailto:contactuk@adckrone.com)  
[www.adckrone.com](http://www.adckrone.com)

# Distribution Boxes

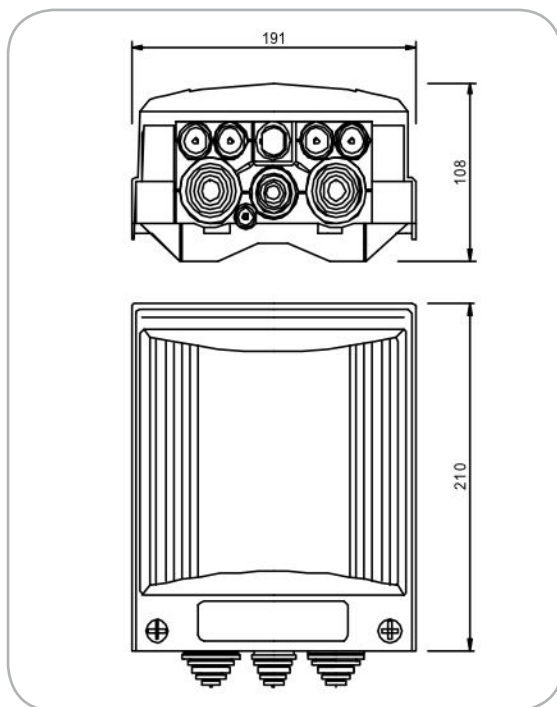
for 20, 50 and 100 Pairs

## Distribution Box for up to 50 Pairs

05/08 • 102218BE • Distribution Boxes



Shown with IDC modules (ordered separately)



Dimensions, in mm

### Features and Benefits

- Housing with hinged cover (opening approximately 110°)
- Space for owner's label on the cover (approximately 24 mm x 100 mm)
- Space for additional label on the cover (approximately 125 mm x 100 mm)
- Cover closed with 2 special screws secured against loss
- Cable entry:
  - 1 for cable up to Ø 23 mm
  - 2 for cable up to Ø 32 mm
  - 4 for cable up to Ø 14,7 mm
  - 1 for cable up to Ø 9 mm (for earth connection)
- Backmount frame for 5 LSA-PLUS® modules
- Prepared for overvoltage protection
- Earth wire up to Ø 4 mm possible
- Sheath grounding clamps
- Locking optional: plumbing or locking

### Installation

- Prepared for mounting on wall or pole (wood, metal or concrete)
- No additional pole mounting kit necessary

### Product Specifications

Material

- |                     |   |
|---------------------|---|
| Housing:            | PC/ABS, UV-stabilized, UL 94 V-0, grey          |
| Cover:              | Fiberglass reinforced polyester HUP 19/23, grey |
| Screws (for cover): | Polyamide UV-stabilized                         |
| Grommets:           | Synthetic rubber, or polyethylene, black        |
| Backmount frame:    | Stainless steel                                 |
| Earthing:           | Brass, nickel plated and stainless steel        |
| Screws:             | Stainless steel                                 |
| Protection class:   | IP 54 (optional IP 64 with sealing)             |

# Distribution Boxes

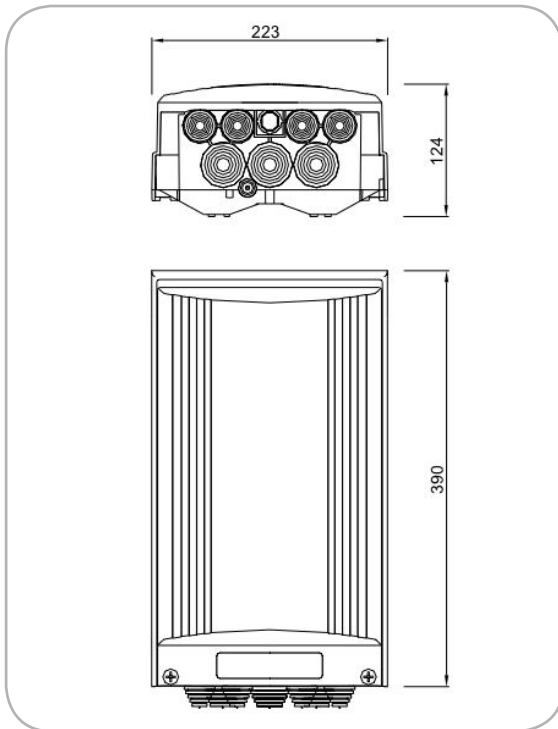
for 20, 50 and 100 Pairs

## Distribution Box for up to 100 Pairs

05/08 • 102218BE • Distribution Boxes



Shown with IDC modules (ordered separately)



Dimensions, in mm

### Features and Benefits

- Housing with hinged cover (opening approximately 110°)
- Space for owner's label on the cover (approximately 24 mm x 100 mm)
- Space for additional label on the cover (approximately 300 mm x 110 mm)
- Cover closed with 2 special screws secured against loss
- Cable entry:
  - 3 for cable up to Ø 32 mm
  - 4 for cable up to Ø 23 mm
  - 1 for cable up to Ø 9 mm (for earth connection)
- Backmount frame for 10 LSA-PLUS® connection modules
- Prepared for overvoltage protection
- Earth wire up to Ø 2,5 mm² possible
- Sheath grounding clamps
- Locking optional

### Installation

- Prepared for mounting on wall or pole (wood, metal or concrete)
- No additional pole mounting kit necessary

### Product Specifications

#### Material

- |                     |   |
|---------------------|---|
| Housing:            | ASA, UV-stabilized, UL 94 V-0, grey             |
| Cover:              | Fiberglass reinforced polyester HUP 19/23, grey |
| Screws (for cover): | Polyamide UV-stabilized                         |
| Grommets:           | Synthetic rubber, black or polyethylene, black  |
| Backmount frame:    | Stainless steel                                 |
| Earthing:           | Brass, nickel plated and stainless steel        |
| Screws:             | Stainless steel                                 |
| Protection class:   | IP 54<br>(optional IP 64 with sealing)          |

## Ordering Information

Description	Catalogue Number
<b>Distribution box for LSA-PLUS®</b> Series 2 modules (up to 20 lines) with backmount frame	7083 1 301-00
<b>Distribution box for LSA-PLUS®</b> Series 2 modules (up to 50 lines) with backmount frame	7083 1 401-00
<b>Distribution box for LSA PROFIL</b> modules (up to 50 lines) with profil rods	7083 1 402-00
<b>Distribution box for LSA-PLUS®</b> Series 2 modules (up to 100 lines) with backmount frame	7083 1 501-00
<b>Distribution box for LSA PROFIL</b> modules (up to 100 lines) with profil rods	7083 1 502-00
<b>Accessories (optional)</b>	
Lock for 20 line distribution box	7083 1 900-00
Lock for 50 or 100 line distribution box	7083 1 901-00
Sealing for 20 line distribution box	7083 1 902-00
Sealing for 50 line distribution box	7083 1 902-01
Sealing for 100 line distribution box	7083 1 902-02

TECHNICAL DATA



**Web Site:** [www.adckrone.com](http://www.adckrone.com)

**EMEA Office:** ADC GmbH, Beeskowdamm, 3-11, 14167 Berlin, Germany • Phone: +49 30 8453-1818 Fax: +49 30 8453-1703. For a listing of all ADC KRONE's global sales office locations, please refer to our web site.

**UK Office:** ADC Communications (UK) Ltd., Runnings Road, Kingsditch Trading Estate, Cheltenham, Gloucestershire GL51 9NQ, United Kingdom • Phone: +44 (0) 1242 264 400 Fax: +44 (0) 1242 264 488 [contactuk@adckrone.com](mailto:contactuk@adckrone.com)

Specifications published here are current as of the date of publication of this document. Because we are continuously improving our products, ADC KRONE reserves the right to change specifications without prior notice. At any time, you may verify product specifications by contacting ADC GmbH headquarters in Berlin. ADC Telecommunications, Inc. views its patent portfolio as an important corporate asset and vigorously enforces its patents.

**Part Number 102218BE May 08 Revision © 2008, 2007 ADC Telecommunications Inc. All Rights Reserved**