

COMMSCOPE®

SCIL. Splice Closure In Line

FAE

EMEA



SCIL-A

A decorative graphic consisting of a large purple rectangle with a diagonal gradient from dark purple on the left to a lighter purple on the right. Below the purple rectangle is a blue trapezoidal shape that tapers to the right. At the bottom left, there is a solid blue horizontal bar.

SCIL-A : Splice closure in-line

The SCIL-A closure enables fast, future proof deployments in access networks where in-line functionality is required.

Fit to existing access infrastructures

Below grade (hand-holes)

Small size pedestals

Façade applications

Excellent for repair applications


In-line closure

100% mechanical, tool-less and intuitive design enabling low-skilled network deployments

Fiber and cable technology independent

CommScope superior gel sealing technology guarantees a sealing independent of cable type and form



Fully compatible with fiber G.657



SCIL-A : Splice closure in-line

Typical access networks characteristics:

- "Star topology" many branch-offs;
- Quality and speed of deployment
- Shortage of trained staff
- Focus on Total Cost of Ownership




Block 1
Cable Sealing



Block 2
Cable termination



Block 3
Enclosure



Block 4
Fiber Management

SCIL-A : Splice closure in-line ordering information

SCIL-A -

Tray type

1	S24	Splice tray for 24 splices
	S48	Splice tray for 48 splices

SMOUV splice protectors included

Accessories

SCIL-A accessories	
SCIL-A-MOBRA-01	Wall mounting bracket
SCIL-A-KTU(100)	Kit of 100 cable termination devices

SCIL-B

A decorative graphic consisting of a large purple rectangle with a diagonal gradient from dark purple on the left to a lighter purple on the right. Below the purple rectangle is a blue trapezoidal shape that tapers to a point on the right. At the bottom left, there is a solid blue horizontal bar.

SCIL-B : Splice closure in-line

The SCIL-B closure enables fast, future proof deployments in handhole and pedestal applications in distribution/access networks where in-line functionality is required.

Fit to existing distribution/access infrastructures

Below grade (handholes, direct buried)

Small size pedestals

Pole / Aerial

Excellent for repair applications

In-line closure

100% mechanical, tool-less and intuitive design enabling low-skilled network

Gel wrap cable seals adjusts to a wide range of cable sizes and irregularities

Fiber and cable technology independent

CommScope superior gel sealing technology guarantees a sealing independent of cable type and form

Fully compatible with all fiber types (G.652D and G.657 series)

In-line splice closure for up to 144 fiber splices and a max cable Ø of 20mm


IP68 sealing performance



SCIL-B : Splice closure in-line

Typical access networks characteristics:

- "Star topology" many branch-offs;
- Quality and speed of deployment
- Shortage of trained staff
- Focus on Total Cost of Ownership




Block 1
Cable Sealing



Block 2
Cable termination



Block 3
Enclosure



Block 4
Fiber Management

SCIL-B : Splice closure in-line ordering information (SMOUV)

SCIL-B - 1 - 1 - S 3 - 4 5

Tray type

1	12	Thin tray for 12 fusion splice protectors in single layer, lower style
	24	For 24 fusion splice protectors stacked in dual layer, lower style
	12A	For 12 fusion splices or mechanical splice protectors in single layer, side hinge
	24A	For 24 fusion splice in single layer, side hinge
	48	For 48 fusion splice protectors stacked in dual layer, side hinge

SMOUV splice protectors included

Number of trays

2	1	Up to 4 trays are supported for type 24 trays, 8 trays for type 12 trays, and 3 trays for types 12A, 24A, and 48 trays. Can be ordered with 1 pre-installed tray only. Additional trays must be ordered separately (see accessories section).
---	---	--

Value

5	V	Air value
	N	No value

Grounding

4	G	Grounding
	N	No grounding


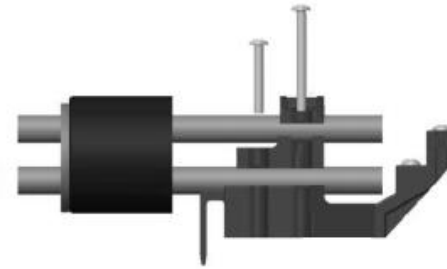
Cable attachment

3	2	2 cable attachments
	4	4 cable attachments

SCIL-B: multi-port kits

Name Kit content:

- **SCIL-B-MLT-KIT-6** : 6-out multiport bracket, foam strip, saddle seat, dummy rod, tie wraps and, cleaning tissue.
- **SCIL-B-MLT-KIT-4** : 4-out multiport bracket, screws, hose clamp, ring three, del donut, dummy rod, transportation tube, UV resistant tie wraps and cleaning tissue.
- **SCIL-B-MLT-KIT-2** : 2-out multiport bracket, screws, gel donut, dummy rods, blocking ring, tie wraps, cleaning tissue, transportation tube.
- **SCIL-B-MLT-KIT-6-Flat** : 6-out multiport bracket for flat cables, drop cable seal, strain relief bracket.
- **SCIL-B-DROP-KIT-1** : 1-out bracket, hose clamp, cable bracket, gel tape, transportation tube, UV resistant tie wraps and cleaning tissue.



Cable type	Round Cable	Round Cable	Round Cable	Round Cable	Flat
No. of cable ports	1	2	4	6	6
Cable range (mm)	8 - 22	8-12	7-9	0-5	4,5 x 8,1

SCIL-C

A decorative graphic consisting of a large purple rectangle with a diagonal gradient from dark purple on the left to a lighter purple on the right. Below the purple rectangle is a blue trapezoidal shape that tapers to the right. At the bottom left, there is a solid blue horizontal bar.

SCIL-C : Splice closure in-line

The SCIL-C closure enables repair and extension of fiber deployments for hand hole and aerial applications in distribution networks where in-line functionality is a must.

Fit to existing distribution infrastructures

Below grade (handholes, direct buried)

Pole / Aerial

Excellent for repair applications

In-line closure

100% mechanical and intuitive design enabling low-skilled network deployments

Gel wrap cable seals adjusts to a wide range of cable sizes and irregularities

Fiber and cable technology independent

CommScope superior gel sealing technology guarantees a sealing independent of cable type and form

Fully compatible with all fiber types (G.652D and G.657 series)

In-line splice closure for up to 288 fiber splices and a max cable Ø of 23mm


IP68 sealing performance



SCIL-C : Splice closure in-line

Typical distribution networks characteristics:

- "Star topology" many branch-offs;
- Quality and speed of deployment
- Shortage of trained staff
- Focus on Total Cost of Ownership




Block 1
Cable Sealing



Block 2
Cable termination



Block 3
Enclosure



Block 4
Fiber Management

SCIL-C : Splice closure in-line ordering information

SCIL - C - ¹__ - ²1 - S - ³__ - ^{4 5}__

Tray type

1	24	24 fusion splice protectors stacked in single layer
	36	36 fusion splice protectors stacked in dual layer
	48	48 fusion splice protectors stacked in dual layer

SMOUV splice protectors included

Number of trays

2	1	Up to 6 trays are supported, but can be ordered with 1 pre-installed tray only. Additional trays must be ordered separately (see accessories).
---	---	--

Cable attachment

	Number of cable attachments		
	10-16 mm diameter cables	7-12 mm diameter cables	
3	0	0	6
	1	1	5
	2	2	4
	3	3	3
	4	4	2
	5	5	1
	6	6	0
F	Floating with gel tape		

Value

4	V	Air value
	N	No value

Grounding

5	G	Grounding
	N	No grounding

SCIL-C : Splice closure in-line sizes

Length (mm) 350

Width (mm) 216

Height (mm) 140

Thank you

